


**CN**  
series

Power relay series pursuing reliability and safety



CN1U

■ Currently it is used for such purposes

---

- Air conditioners, Washing machines, Washers dryers
  - Control panel, Power supply equipment, Telecommunications equipment  
Copiers, Measuring instruments, Medical devices
  - Various household appliances
- 

DEC is a professional manufacturer of relays

**DEC** Daiichi Electric Co., Ltd.

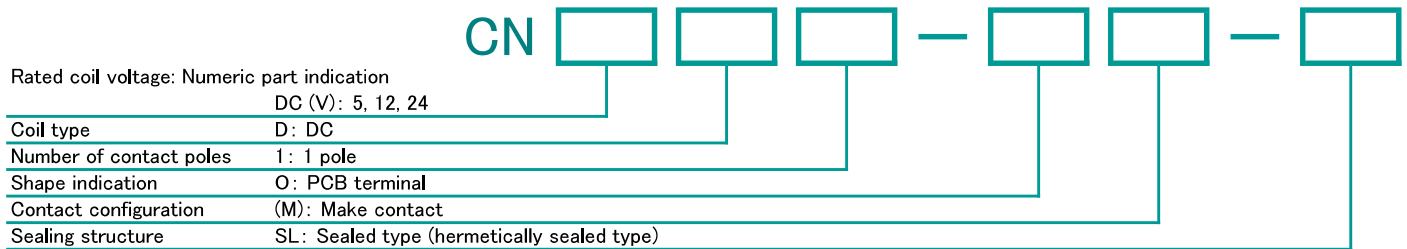
<https://www.j-dec.co.jp>

# CN series

## ■ Features

- General purpose miniature power relay boasting high reliability and achievement.
- PCB type, compact size, easy to use 1 pole type relay.

## ■ Model numbering system



## ■ Safety standards

	Contact rating
UL/cUL	5A 250V AC
TUV	5A 250V AC
CQC	3A 250V AC
Electrical Appliances and Materials Safety Act	Conformable

## ■ Coil ratings

AC/DC	Item Voltage	Rated current (mA)	Coil resistance (Ω)	Operate voltage (V)	Release voltage (V)	Maximum voltage (V)	Power consumption (W)
				Ratio to rated voltage			
DC	5	40	125	75% max.	5% min.	110%	0.2
	12	16.7	720				
	24	8.3	2880				

- Notes:
  1. Rated current and coil resistance are values at coil temperature of 20°C, tolerance is ±10%.
  2. Operate voltage and release voltage are values at coil temperature of 20°C.
  3. Maximum voltage is the maximum value of the allowable voltage fluctuation range of the relay coil operating power supply with the ambient temperature at 20°C.

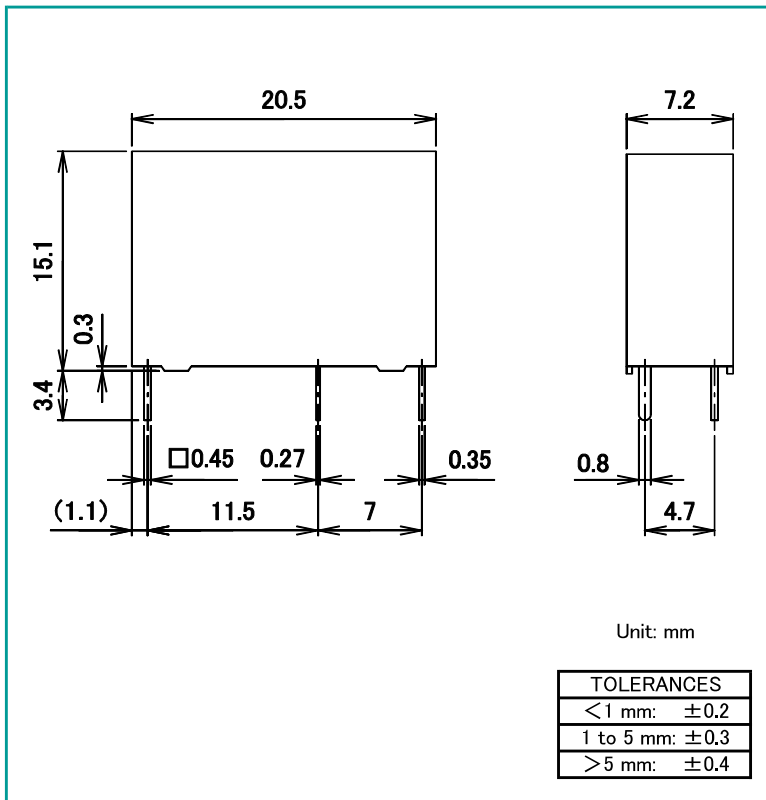
# CN series

## ■ Ratings・Performance

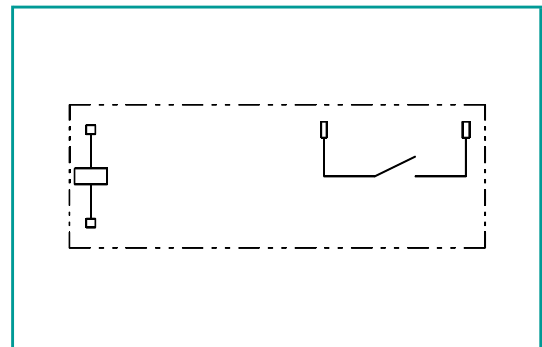
Specifications	Item	Performance	
Contact specification	Contact configuration	1a	
	Contact resistance	100mΩ max. (at DC6V 1A)	
	Contact material	Ag alloy	
Ratings	Rated load (resistive load)	AC125V 3A	
	Max. switching capacity (resistive load)	375VA	
	Max. switching voltage	AC250V	
	Max. switching current	3A	
Electrical capability	Insulation resistance	100MΩ min. (at DC500V)	
	Dielectric strength	Between coil and contact	AC4000V 1 min
		Between open contact	AC750V 1 min
	Operate time (at rated voltage on, at 20°C)	10ms max. (excluding contact bounce time)	
	Release time (at rated voltage off, at 20°C)	10ms max. (excluding contact bounce time)	
Mechanical capability	Vibration resistance	Malfunction	10 to 55 to 10Hz (double amplitude 1.5mm)
		Destruction	10 to 55 to 10Hz (double amplitude 1.5mm)
	Shock resistance	Malfunction	100m/s <sup>2</sup>
		Destruction	1000m/s <sup>2</sup>
Life	Mechanical endurance (at 180 times/min)	1 000 000 times min.	
	Electrical endurance (resistive load) (at 12 times/min)	100 000 times min. (at rated load)	
Conditions for operation	Ambient temperature	-40°C to +70°C (no freezing and condensing at low temperature)	
	Ambient humidity	5% to 85%RH	
Mass		approx. 4g	

● Notes: The above is the initial value.

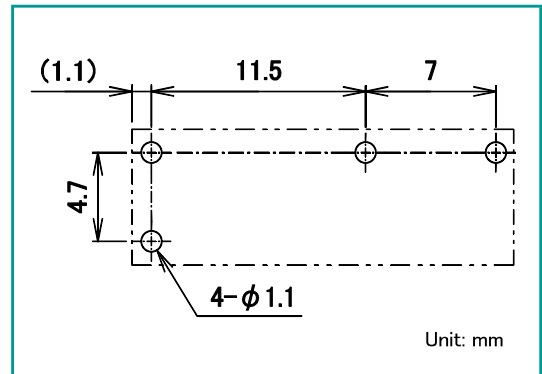
## ■ Dimensions



## ■ Schematics



## ■ PCB mounting holes (tolerances ±0.1)



DEC is a professional manufacturer of relays

**DEC** Daiichi Electric Co., Ltd.

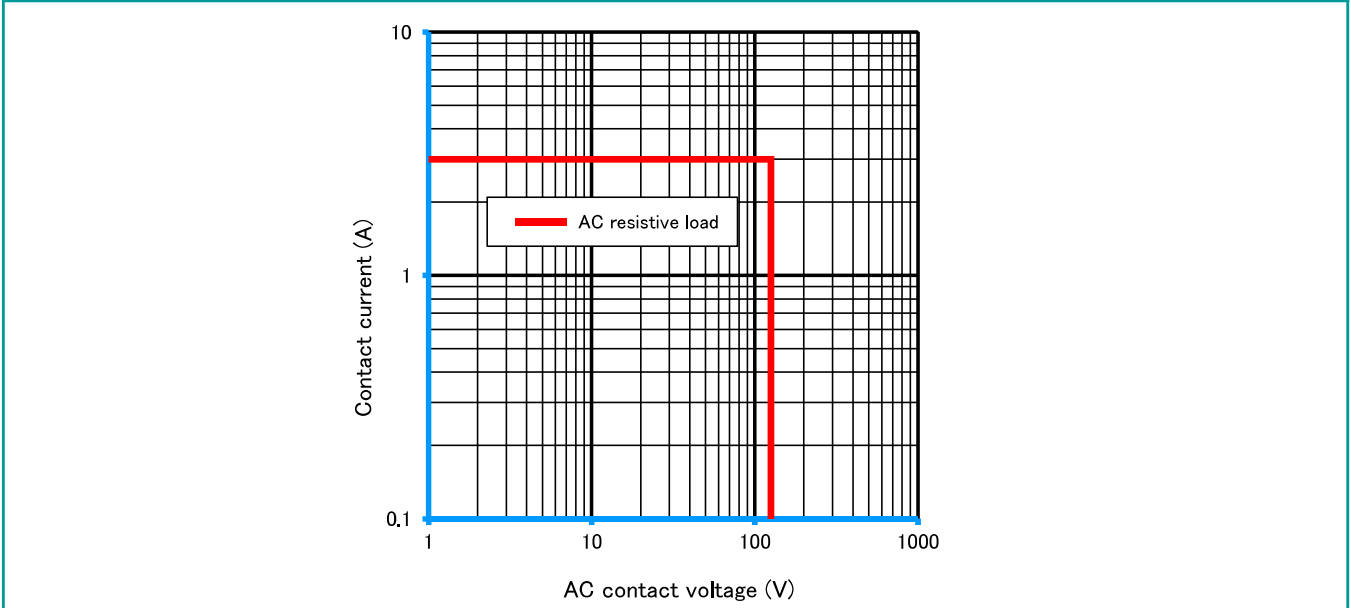
<https://www.j-dec.co.jp>

# CN series

## Reference data

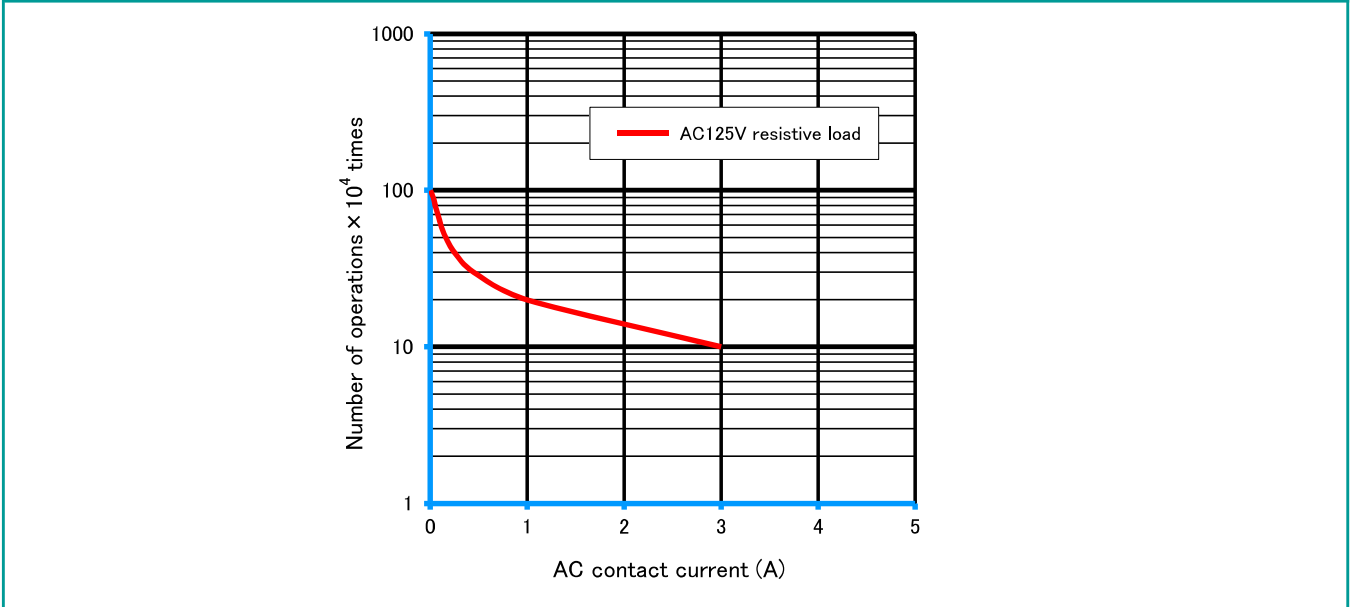
### Maximum switching capacity

CN1U



### Durability curve

CN1U



● Please understand that specifications may be changed without notice due to product improvement etc. ● Dimensions and specifications indicate only major points. Please contact our sales representatives for details.

DEC is a professional manufacturer of relays

**DEC** Daiichi Electric Co., Ltd.

Head office 618-2, Miharada, Akagi-machi, Shibukawa-shi, Gunma, 379-1126, Japan

Phone +81-279-56-3151

Facsimile +81-279-56-3154

U R L <https://www.j-dec.co.jp> E-Mail: [sales@j-dec.co.jp](mailto:sales@j-dec.co.jp)

Agency